

To: *Matthew Coppler, Manager*

From: *Larry F. Smith, Fire Chief*

Date: *June 28, 2004*

Subject: *FY 2003/04 ANNUAL REPORT*

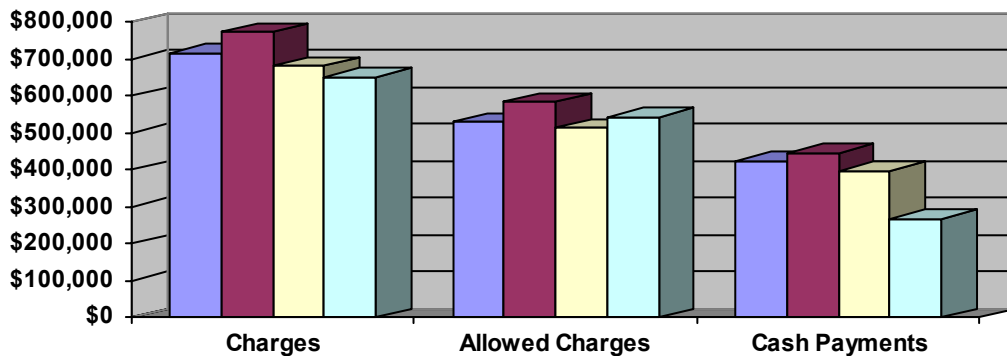
FIRE DEPARTMENT FISCAL YEAR 2003/04

FIRE SERVICE (FS)

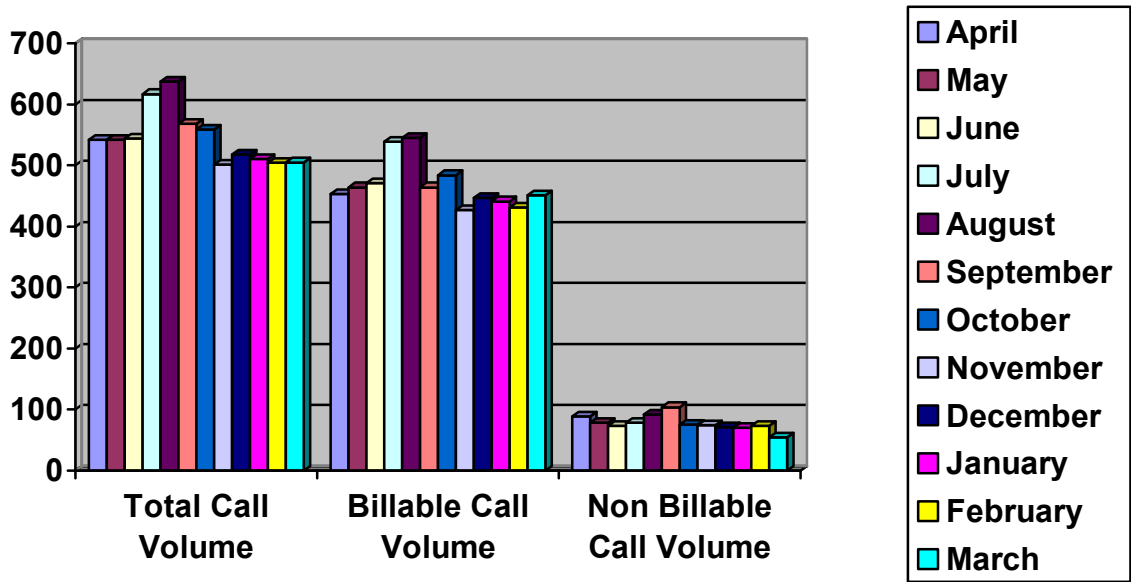
Incident Type	Quantity
Fire	91
Overpressure, Explosion, Overheat – No Fire	1
Rescue	501
Emergency & Non Emergency Medical	5,626
Hazardous Condition	121
Service	107
Good Intent	56
False Alarm & False Call	177
Special	7
TOTAL	6,687

EMERGENCY MEDICAL SERVICE (EMS)

(Quarterly Charges Summary)



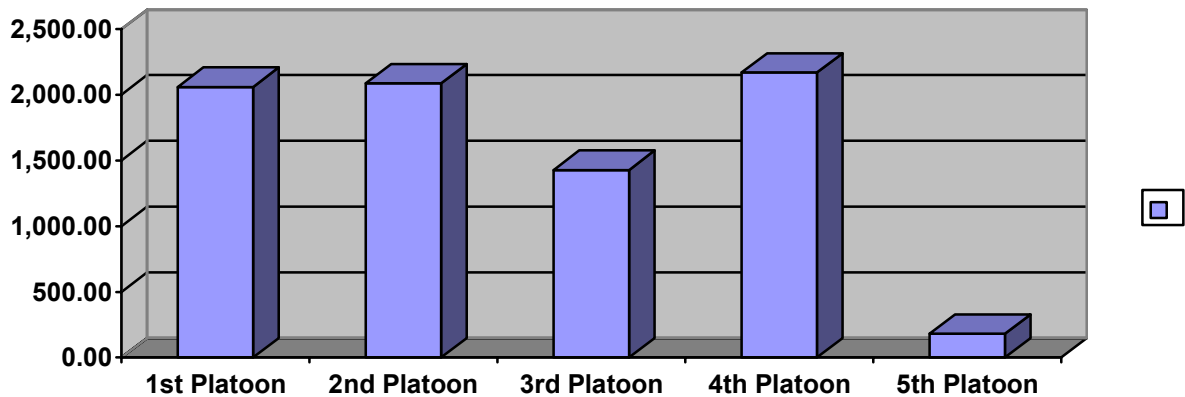
(Monthly Call Volume Summary)



(Dedicated Medical Standbys)

Venue	Expense	Revenue	Benefit
Genesee Speedway	\$3,218.69	\$6,392.00	\$3,173.31
WROTB	\$13,555.75	\$24,327.00	\$10,771.25
Genesee County	\$371.03	\$612.00	\$294.97
Six Flags	\$2,003.14	\$3,400.00	\$1,396.86
Motorsports Park	\$1,249.06	\$1,751.00	\$501.94
Notre Dame HS	\$878.79	\$1,394.00	\$515.21
GCC	\$33.58	\$68.00	\$34.42
Gen. County Fair	\$381.83	\$646.00	\$264.17
TOTAL	\$21,691.87	\$38,590.00	\$16,952.13

IN-SERVICE FIRE & MEDICAL TRAINING HOURS



FIRE PREVENTION & EDUCATION

Fire & Life Safety Inspections					
Building Class	Southwest	Northwest	Northeast	Southeast	TOTAL
Mult Dwg-Permanent	0	0	1	0	1
Mult Dwg-Transient	1	0	0	0	1
Mult Dwg-Senior Citizens	1	0	0	0	1
Mult Dwg-Adult Care	0	0	1	0	1
Business	11	25	45	20	101
Mercantile	11	6	7	13	37
Industrial	14	0	1	13	28
Storage	8	1	4	6	19
Assembly	22	27	27	19	95
Institutional	0	3	0	0	3
Miscellaneous	1	0	0	1	2
TOTAL	69	62	86	72	289

Juvenile Firesetter Interventions												
Apr	May	Jun	Jul	Aug	Sep	Oct	Nov	Dec	Jan	Feb	Mar	Total
1	1	1	1	4	0	2	1	1	2	0	0	14